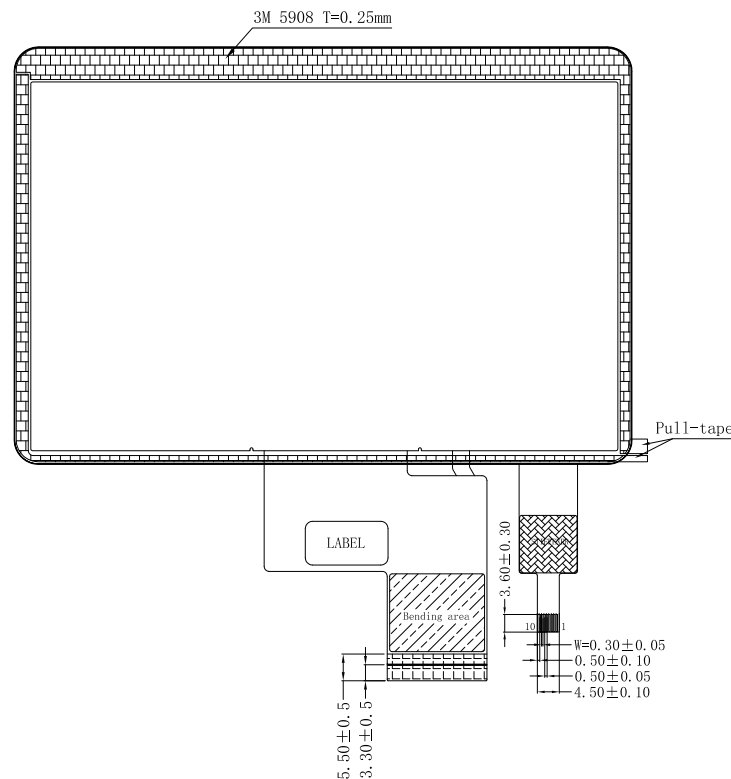

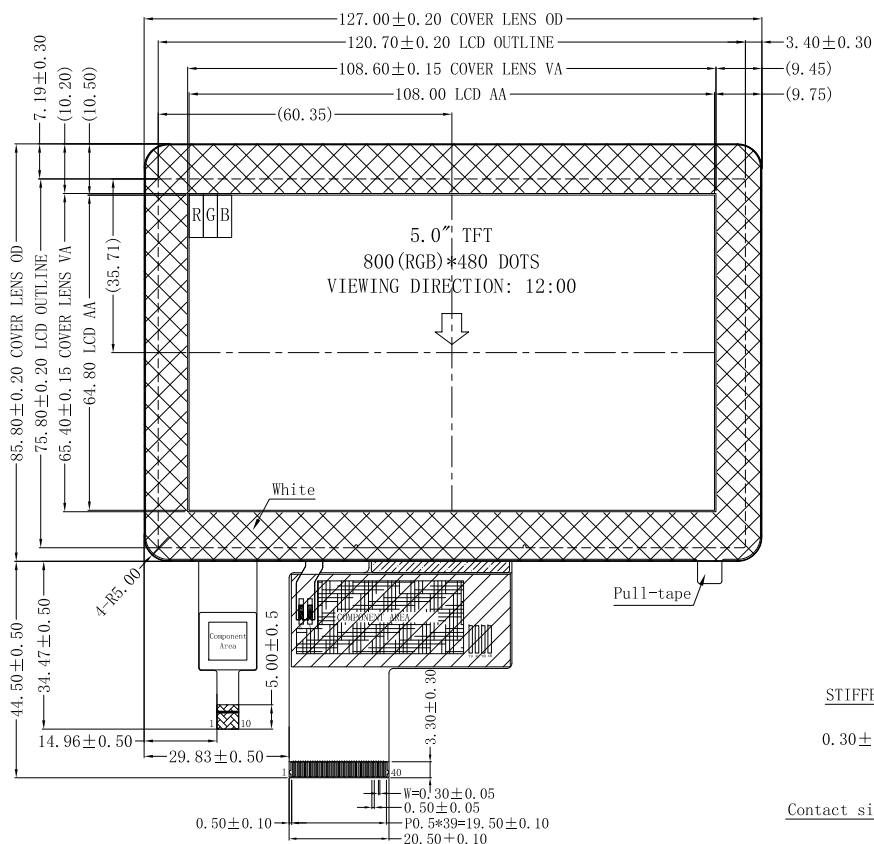


CUSTOMER P/N:

Rev.	DATE	NOTES
V1.0	2023.12.14	New issue

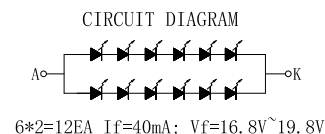


LCD PIN ASSIGNMENT:

1	LEDK
2	LEDA
3	NC
4	VDD
5	R0
6	R1
7	R2
8	R3
9	R4
10	R5
11	R6
12	R7
13	G0
14	G1
15	G2
16	G3
17	G4
18	G5
19	G6
20	G7
21	B0
22	B1
23	B2
24	B3
25	B4
26	B5
27	B6
28	B7
29	GND
30	CLK
31	DISP
32	HSYNC
33	VSYNC
34	DE
35	NC
36	GND
37	NC(XR)
38	NC(YD)
39	NC(XL)
40	NC(YU)

TP PIN ASSIGNMENT:

1	GND
2	GND
3	RST
4	INT
5	SDA
6	SCL
7	VCC
8	VCC



- NOTES:
- DISPLAY TYPE: 5.0" TFT
 - DISPLAY MODE: Transmissive, Normally Black
 - VIEW DIRECTION: 12 o'clock
 - OPERATION TEMPERATURE: $-20^{\circ}\text{C} \sim +70^{\circ}\text{C}$
STORAGE TEMPERATURE: $-30^{\circ}\text{C} \sim +80^{\circ}\text{C}$
 - DISPLAY DRIVER IC: ILI6137&ILI5960
TOUCH DRIVER IC: GT911
 - LUMINANCE: $280\text{cd}/\text{m}^2$ (Typical)
 - GENERAL TOLERANCE: ± 0.2
 - REQUIREMENT ON ENVIRONMENT PROTECTION: RoHS

<i>Customer Approval</i>	Drawn:	DLC Display Co., Ltd				
	Checked:					
	Approved:					
	Critical Dim.					□
	Reference Dim.					()
Title	TFT LCM OUTLINE	Unit	mm			
Part No.	DLC0500ABM12RT-C-8	Scale	1:1			
Revison	V1.0	Page	1/1			
Date	2023-12-14	3 rd Angle				