

Data Sheet

Customer: _____

Product: Thin Film Precision Chip Resistor - RAR Series

Size : 0201/0402/0603/0805/1206/1210/2010/2512

Issued Date: 17-Aug.-2023

Edition: Ver. 1

Record of change

Date	Ver.	Description	Page
17-Aug.-2023	1		

HITANO ENTERPRISE CORP.

7F-7, No. 3, Wu Chuan 1st Road, New Taipei Industrial Park,

New Taipei City, TAIWAN, R.O.C.

Tel: +886 2 2299 1331 (Rep.)

Fax: +886 2 2298 2466, 2298 2969

Prepared by	Checked by	Approved by	Accepted by (customer)
17-Aug.-2023	17-Aug.-2023	17-Aug.-2023	
Hwa Wu	Andy Hsu	Arthur	

Thin Film Precision Chip Resistor

RAR Series

■ Feature

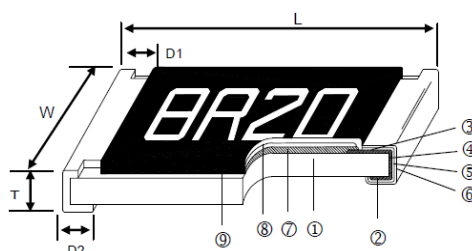
- Advanced thin film technology
- Very tight tolerance down to $\pm 0.01\%$
- Extremely low TCR down to $\pm 1\text{ppm}/^\circ\text{C}$
- Wide resistance range $1\Omega \sim 3\text{M}\Omega$
- Miniature size 0201 available



■ Applications

- Medical Equipment
- Testing / Measurement Equipment
- Printer Equipment
- Automatic Equipment Controller
- Converters
- Communication Device, Cell Phone, GPS, PDA

■ Construction & Dimensions



① Alumina Substrate	④ Edge Electrode	⑦ Resistor Layer
② Bottom Electrode	⑤ Barrier Layer	⑧ Overcoat
③ Top Electrode	⑥ External Electrode	⑨ Marking

Size	L	W	T	D1	D2
0201	0.58±0.05	0.29±0.05	0.23±0.05	0.12±0.05	0.15±0.05
0402	1.00±0.05	0.50±0.05	0.30±0.05	0.20±0.10	0.20±0.10
0603	1.55±0.10	0.80±0.10	0.45±0.10	0.30±0.20	0.30±0.20
0805	2.00±0.15	1.25±0.15	0.55±0.10	0.30±0.20	0.40±0.20
1206	3.05±0.15	1.55±0.15	0.55±0.10	0.42±0.20	0.35±0.25
1210	3.10±0.15	2.40±0.15	0.55±0.10	0.40±0.20	0.55±0.25
2010	4.90±0.15	2.40±0.15	0.55±0.10	0.60±0.30	0.50±0.25
2010 (1/2W)	4.90±0.15	2.40±0.15	0.55±0.10	0.60±0.30	2.20±0.25
2512	6.30±0.15	3.10±0.15	0.55±0.10	0.60±0.30	0.50±0.25
2512 (1W) 1Ω ~100Ω	6.30±0.15	3.10±0.15	0.55±0.10	0.60±0.30	0.50±0.25
2512 (1W) 101Ω above	6.30±0.15	3.10±0.15	0.55±0.10	0.60±0.30	2.50±0.25

(Unit:mm)

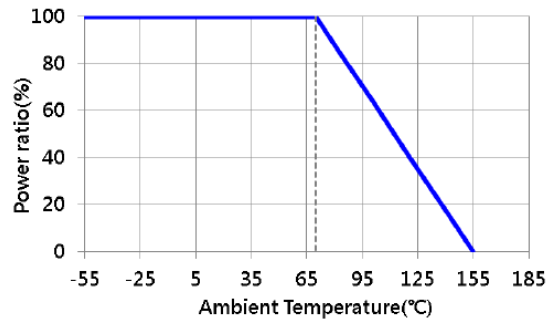
Thin Film Precision Chip Resistor

RAR Series

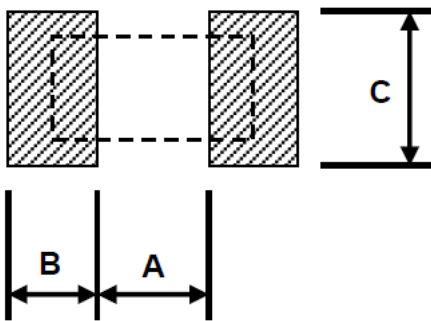
Part Numbering:

RAR	0805	B	R	C	S	-	100R
Series	Size	Tolerance	Packing Style	TCR (ppm/°C)	Power Rated	Packing Code	Resistance Value
	0201 0402 0603 0805 1206 1210 2010 2512	T: ±0.01% A: ±0.05% B: ±0.1% C: ±0.25% D: ±0.5% F: ±1%	R = Paper K = Embossed Plastic (2010 / 2512)	5: ±1 X: ±2 O: ±3 A: ±5 B: ±10 C: ±15 D: ±25 E: ±50	S: Standard N: 1/20W Y: 1/16W X: 1/10W W: 1/8W M: 1/6W P: 1/5W V: 1/4W O: 1/3W U: 1/2W Q: 3/4W T: 1W	- = 7 inch Reel (Standard) V = 13 inch Reel	for example: 1R 4R99 10R 100R 499R 1KR 10KR 49K9R 1MR 4M7R

Derating Curve



Recommend Land Pattern



Size	L	W	T
0201	0.25	0.30	0.40±0.2
0402	0.50	0.50	0.60±0.2
0603	0.80	1.00	0.90±0.2
0805	1.00	1.00	1.35±0.2
1206	2.00	1.15	1.70±0.2
1210	2.00	1.15	2.50±0.2
2010	3.60	1.40	2.50±0.2
2010 (1/2W)	1.00	2.70	2.50±0.2
2512	4.90	1.60	3.10±0.2
2512 (1W)1Ω ~100Ω	4.90	1.60	3.10±0.2
2512 (1W)101Ω above	1.00	3.55	3.10±0.2

(Unit:mm)

Thin Film Precision Chip Resistor RAR Series

■ Standard Electrical Specifications

Item Size	Power Rating at 70°C	Operating Temperature Range	Max. Operating Voltage	Max. Overload Voltage	Resistance Range					TCR (ppm/°C)	
					±0.05 %	±0.1%	±0.25%	±0.5%	±1%		
0201	1/32W	-55~+155°C	15V	30V	--	22Ω ~ 75KΩ					±25,±50
0402	1/16W	-55~+155°C	50V	100V	49.9Ω ~ 12KΩ	4Ω ~ 511KΩ					±25,±50
0603	1/16W	-55~+155°C	50V	100V	4.7Ω ~ 332KΩ	1Ω ~ 1MΩ					±25,±50
0805	1/10W	-55~+155°C	100V	200V	4.7Ω ~ 1MΩ	1Ω ~ 2MΩ					±25,±50
1206	1/8W	-55~+155°C	150V	300V	4.7Ω ~ 1MΩ	1Ω ~ 2.5MΩ					±25,±50
1210	1/4W	-55~+155°C	150V	300V	4.7Ω ~ 1MΩ	1Ω ~ 2.5MΩ					±25,±50
2010	1/4W	-55~+155°C	150V	300V	4.7Ω ~ 1MΩ	1Ω ~ 3MΩ					±25,±50
2512	1/2W	-55~+155°C	150V	300V	4.7Ω ~ 1MΩ	1Ω ~ 3MΩ					±25,±50

** Lower Resistance : 1Ω ~ 10Ω

■ Special Electrical Specifications

Item Size	Power Rating at 70°C	Operating Temperature Range	Max. Operating Voltage	Max. Overload Voltage	Resistance Range						TCR (ppm/°C)
					±0.01%	±0.05%	±0.1%	±0.25%	±0.5%	±1%	
0402	1/16W	-55~+155°C	50V	100V	49.9Ω ~ 4.99KΩ		--				±1,±2,±3
					49.9Ω ~ 20KΩ						±5
					49.9Ω ~ 20KΩ		49.9Ω ~ 100KΩ				±10,±15
0603	1/16W	-55~+155°C	50V	100V	24.9Ω ~ 15KΩ		--				±1,±2,±3
					24.9Ω ~ 60KΩ						±5
					24.9Ω ~ 100KΩ	4.7Ω ~ 332KΩ	4.7Ω ~ 511KΩ				±10,±15
0805	1/10W	-55~+155°C	100V	200V	24.9Ω ~ 30KΩ		--				±1,±2,±3
					24.9Ω ~ 150KΩ						±5
					24.9Ω ~ 200KΩ	4.7Ω ~ 1MΩ				±10,±15	
1206	1/8W	-55~+155°C	150V	300V	24.9Ω ~ 49.9KΩ		--				±1,±2,±3
					24.9Ω ~ 300KΩ						±5
					24.9Ω ~ 499KΩ	4.7Ω ~ 1.5MΩ				±10,±15	
1210	1/4W	-55~+155°C	150V	300V	24.9Ω ~ 49.9KΩ		--				±1,±2,±3
					24.9Ω ~ 300KΩ						±5
					24.9Ω ~ 499KΩ	4.7Ω ~ 1MΩ				±10,±15	
2010	1/4W	-55~+155°C	150V	300V	24.9Ω ~ 100KΩ		--				±1,±2,±3
					24.9Ω ~ 300KΩ						±5
					24.9Ω ~ 499KΩ	4.7Ω ~ 1MΩ				±10,±15	
2512	1/2W	-55~+155°C	150V	300V	24.9Ω ~ 100KΩ		--				±1,±2,±3
					24.9Ω ~ 300KΩ						±5
					24.9Ω ~ 499KΩ	4.7Ω ~ 1MΩ				±10,±15	

Thin Film Precision Chip Resistor

RAR Series

■ High Power Rating Electrical Specifications

Item Size	Power Rating at 70°C	Operating Temperature Range	Max. Operating Voltage	Max. Overload Voltage	Resistance Range						TCR (ppm/°C)
					±0.01%	±0.05%	±0.1%	±0.25%	±0.5%	±1%	
0201	1/20W	-55~+155°C	25V	50V	--		22Ω ~ 75KΩ				±25,±50
0402	1/10W	-55~+155°C	50V	100V	49.9Ω ~ 4.99KΩ		--				±1,±2,±3
					49.9Ω ~ 20KΩ						±5
					49.9Ω ~ 12KΩ		49.9Ω ~ 100KΩ				±10,±15
					--	49.9Ω ~ 12KΩ	4.7Ω ~ 255KΩ			±25,±50	
0603	1/10W	-55~+155°C	75V	150V	24.9Ω ~ 15KΩ		--				±1,±2,±3
					24.9Ω ~ 60KΩ						±5
					24.9Ω ~ 100KΩ	4.7Ω ~ 332KΩ	4.7Ω ~ 511KΩ			±10,±15	
					--	1Ω ~ 1MΩ			±25,±50		
	1/6W	-55~+155°C	100V	150V	--	10Ω ~ 332KΩ				±25,±50	
0805	1/8W	-55~+155°C	150V	300V	24.9Ω ~ 30KΩ		--				±1,±2,±3
					24.9Ω ~ 150KΩ						±5
					24.9Ω ~ 200KΩ	4.7Ω ~ 511KΩ	4.7Ω ~ 1MΩ			±10,±15	
					--	1Ω ~ 1MΩ			±25,±50		
	1/4W	-55~+155°C	150V	300V	--	10Ω ~ 499KΩ				±25,±50	
1206	1/4W	-55~+155°C	200V	400V	24.9Ω ~ 49.9KΩ		--				±1,±2,±3
					24.9Ω ~ 300KΩ						±5
					24.9Ω ~ 499KΩ	4.7Ω ~ 1MΩ			±10,±15		
					--	1Ω ~ 1MΩ			±25,±50		
	1/3W	-55~+155°C	200V	400V	--	10Ω ~ 1MΩ				±25,±50	
1210	1/3W	-55~+155°C	200V	400V	24.9Ω ~ 49.9KΩ		--				±1,±2,±3
					24.9Ω ~ 300KΩ						±5
					24.9Ω ~ 499KΩ	4.7Ω ~ 1MΩ			±10,±15		
					--	1Ω ~ 1MΩ			±25,±50		
2010	1/3W	-55~+155°C	200V	400V	24.9Ω ~ 49.9KΩ		--				±1,±2,±3
					24.9Ω ~ 300KΩ						±5
					24.9Ω ~ 499KΩ	4.7Ω ~ 1MΩ			±10,±15		
					--	1Ω ~ 1MΩ			±25,±50		
	1/2W	-55~+155°C	200V	400V	24.9Ω ~ 2KΩ	4.7Ω ~ 1MΩ	1Ω ~ 1MΩ		±10,±15 ±25,±50		
2512	3/4W	-55~+155°C	200V	400V	24.9Ω ~ 2KΩ	4.7Ω ~ 2KΩ	1Ω ~ 2KΩ		±10,±15 ±25,±50		
	1W	-55~+155°C	200V	400V	24.9Ω ~ 2KΩ	4.7Ω ~ 1MΩ	1Ω ~ 1MΩ		±10,±15 ±25,±50		

**Operating Voltage= $\sqrt{P \cdot R}$ or Max. operating voltage listed above, whichever is lower.

**Overload Voltage= $2.5 \cdot \sqrt{P \cdot R}$ or Max. overload voltage listed above, whichever is lower.

Thin Film Precision Chip Resistor

RAR Series

■ Environmental Characteristics

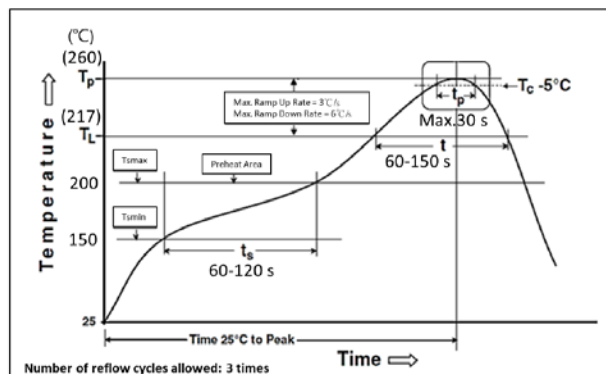
Item	Requirement		Test Method
	Tol. $\leq 0.05\%$	Tol. $> 0.05\%$	
Temperature Coefficient of Resistance (T.C.R)	As Spec.		MIL-STD-202 Method 304 +25/-55/+25/+125/+25°C
Short Time Overload	$\Delta R \pm 0.05\%$	$\Delta R \pm 0.2\%$	JIS-C-5201 4.13 RCWV*2.5 or Max. overload voltage whichever is lower for 5 seconds
	$\Delta R \pm 0.2\%$ for high power rating		
Insulation Resistance	$> 9999 \text{ M}\Omega$		MIL-STD-202 Method 302 Apply $100V_{DC}$ for 1 minute
Endurance	$\Delta R \pm 0.05\%$	$\Delta R \pm 0.2\%$	MIL-STD-202 Method 108A 70 $\pm 2^\circ\text{C}$, RCWV for 1000 hrs with 1.5hrs "ON" and 0.5hrs "OFF"
	$\Delta R \pm 0.5\%$ for high power rating		
	0201: $> 7K\Omega \rightarrow \Delta R \pm 0.5\%$ $\leq 7K\Omega \rightarrow \Delta R \pm 0.2\%$		
Damp Heat with Load	$\Delta R \pm 0.05\%$	$\Delta R \pm 0.3\%$	MIL-STD-202 Method 103B 40 $\pm 2^\circ\text{C}$, 90~95% R.H. RCWV for 1000 hrs with 1.5 hrs "ON" and 0.5 hrs "OFF"
	$\Delta R \pm 0.5\%$ for high power rating		
Bending Strength	$\Delta R \pm 0.05\%$	$\Delta R \pm 0.1\%$	JIS-C-5201-1 4.33 Bending amplitude 3mm for 60 seconds 2010/2512 size: 2mm / Other size: 3mm
Solderability	95% min. coverage		MIL-STD-202 Method 208H 245 $\pm 5^\circ\text{C}$ for 3 seconds
Resistance to Soldering Heat	$\Delta R \pm 0.05\%$	$\Delta R \pm 0.1\%$	MIL-STD-202 Method 210E 260 $\pm 5^\circ\text{C}$ for 10 seconds
Dielectric Withstand Voltage	By Type		MIL-STD-202 Method 301 Max. overload voltage for 1 minute
Low Temperature Operation	$\Delta R \pm 0.05\%$	$\Delta R \pm 0.2\%$	JIS-C-5201-1 4.36 1 hour, -65°C, followed by 45 minutes of RCWV
	$\Delta R \pm 0.5\%$ for high power rating		
High Temperature Exposure	$\Delta R \pm 0.5\%$		MIL-STD-202 Method 108 at +155°C for 1000 hrs

** RCWV(Rated continuous working voltage)= $\sqrt{P \cdot R}$ or Max. Operating voltage whichever is lower

** Storage Temperature : 15 ~ 28°C ; Humidity < 80% RH

** Shelf Life : 2 years from production date.

■ Soldering Condition(IPC/JEDEC J-STD-020)

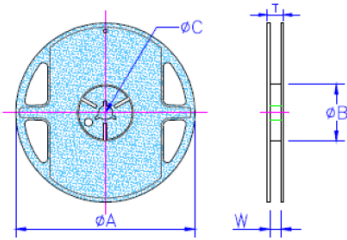


Thin Film Precision Chip Resistor

RAR Series

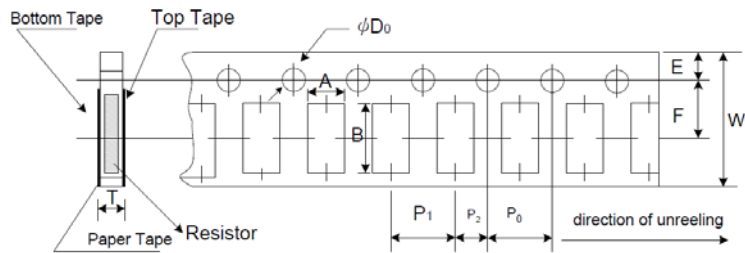
■ Packaging

Packing Quantity & Reel Specifications : (Unit:mm)



Size	øA	øB	øC	W	T	Paper Tape(EA)	Emboss Plastic(EA)
0201	178±1.0	60.0±1.0	13.5±0.7	9.5±1.0	11.5±1.0	10,000	-
0402	178±1.0	60.0±1.0	13.5±0.7	9.5±1.0	11.5±1.0	10,000	-
0603	178±1.0	60.0±1.0	13.5±0.7	9.5±1.0	11.5±1.0	5,000	-
0805	178±1.0	60.0±1.0	13.5±0.7	9.5±1.0	11.5±1.0	5,000	-
1206	178±1.0	60.0±1.0	13.5±0.7	9.5±1.0	11.5±1.0	5,000	-
1210	178±1.0	60.0±1.0	13.5±0.7	9.5±1.0	11.5±1.0	5,000	-
2010	178±1.0	60.0±1.0	13.5±0.7	13.5±1.0	15.5±1.0	-	4,000
2512	178±1.0	60.0±1.0	13.5±0.7	13.5±1.0	15.5±1.0	-	4,000

Paper Tape Specifications : (Unit:mm)

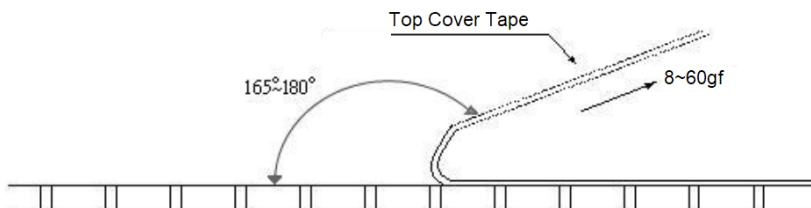


Size	A	B	W	E	F	P ₀	P ₁	P ₂	øD ₀	T
0201	0.40±0.05	0.70±0.05	8.00±0.10	1.75±0.05	3.5±0.05	4.00±0.10	2.00±0.05	2.00±0.05	1.55±0.05	0.42±0.02
0402	0.70±0.05	1.16±0.05	8.00±0.10	1.75±0.05	3.5±0.05	4.00±0.10	2.00±0.05	2.00±0.05	1.55±0.05	0.40±0.03
0603	1.10±0.05	1.90±0.05	8.00±0.10	1.75±0.05	3.5±0.05	4.00±0.10	4.00±0.10	2.00±0.05	1.55±0.05	0.60±0.03
0805	1.60±0.05	2.37±0.05	8.00±0.10	1.75±0.05	3.5±0.05	4.00±0.10	4.00±0.10	2.00±0.05	1.55±0.05	0.75±0.05
1206	2.00±0.05	3.55±0.05	8.00±0.10	1.75±0.05	3.5±0.05	4.00±0.10	4.00±0.10	2.00±0.05	1.55±0.05	0.75±0.05
1210	2.75±0.05	3.40±0.05	8.00±0.10	1.75±0.05	3.5±0.05	4.00±0.05	4.00±0.10	2.00±0.05	1.60±0.10	0.75±0.05

*Peel force of top cover tape

*The peel speed shall be about 300mm/min±5%

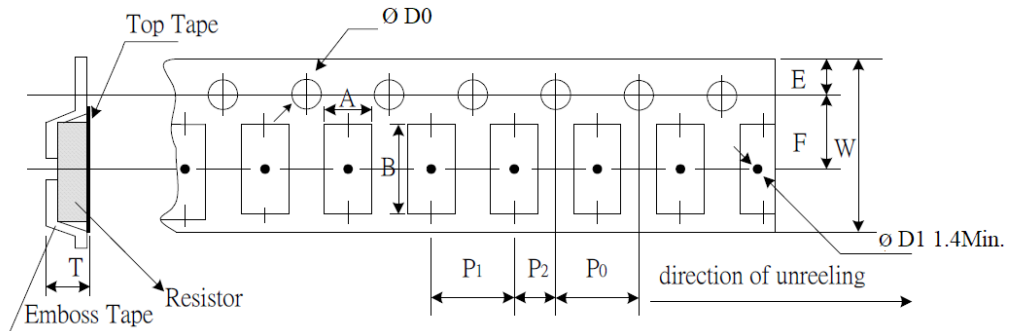
*The peel force of top cover tape shall be between 8gf to 60gf



Thin Film Precision Chip Resistor

RAR Series

Emboss Plastic Tape Specifications : (Unit:mm)

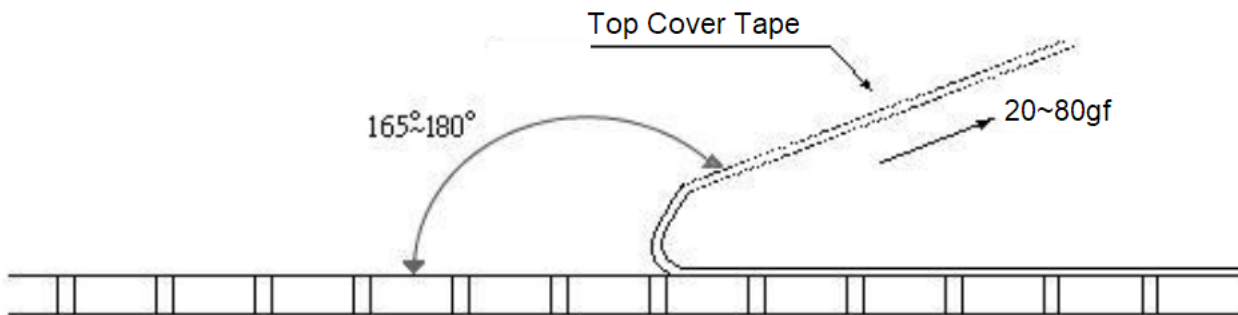


Size	A	B	W	E	F	P ₀	P ₁	P ₂	ØD ₀	T
2010	2.85±0.10	5.45±0.10	12.0±0.10	1.75±0.10	5.5±0.05	4.00±0.05	4.00±0.10	2.00±0.05	1.50+0.10	1.00±0.02
2512	3.40±0.10	6.65±0.10	12.0±0.10	1.75±0.10	5.5±0.05	4.00±0.05	4.00±0.10	2.00±0.05	1.50+0.10	1.00±0.02

*Peel force of top cover tape

*The peel speed shall be about 300mm/min±5%

*The peel force of top cover tape shall be between 20gf to 80gf

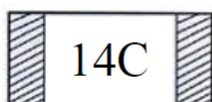


Thin Film Precision Chip Resistor

RAR Series

■ Marking

0603 3digit marking



3digit marking for Example: 14C=13K7Ω 13C=13K3Ω
68B=4K99Ω 68X=49.9Ω

Marking Table

Code	E96	Code	E96	Code	E96	Code	E96				
01	100	25	178	49	316	73	562				
02	102	26	182	50	324	74	576				
03	105	27	187	51	332	75	590				
04	107	28	191	52	340	76	604				
05	110	29	196	53	348	77	619				
06	113	30	200	54	357	78	634				
07	115	31	205	55	365	79	649				
08	118	32	210	56	374	80	665				
09	121	33	215	57	383	81	681				
10	124	34	221	58	392	82	698				
11	127	35	226	59	402	83	715				
12	130	36	232	60	412	84	732				
13	133	37	237	61	422	85	750				
14	137	38	243	62	432	86	768				
15	140	39	249	63	442	87	787				
16	143	40	255	64	453	88	806				
17	147	41	261	65	464	89	825				
18	150	42	267	66	475	90	845				
19	154	43	274	67	487	91	866				
20	158	44	280	68	499	92	887				
21	162	45	287	69	511	93	909				
22	165	46	294	70	523	94	931				
23	169	47	301	71	536	95	953				
24	174	48	309	72	549	96	976				
Code	A	B	C	D	E	F	G	H	X	Y	Z
Multiplier	10 ⁰	10 ¹	10 ²	10 ³	10 ⁴	10 ⁵	10 ⁶	10 ⁷	10 ⁻¹	10 ⁻²	10 ⁻³

0603 3digit marking for E24

Example: 101=100Ω 102=1KΩ

E24	10	11	12	13	15	16	18	20	22	24	27	30	33	36	39	43	47	51	56	62	68	75	82	91
-----	----	----	----	----	----	----	----	----	----	----	----	----	----	----	----	----	----	----	----	----	----	----	----	----

0805~2512 4digit marking

Example

Resistance	100Ω	2.2KΩ	10KΩ	49.9KΩ	100KΩ
marking	1000	2201	1002	4992	1003