VER	REVISION RECORD	DATE
A	First issue	2019.01.23
B	Modify FPC shoulder area radius & Lift up TO solder pad 1.8mm & Lower grounding copper	2019.03.28

UNIT: mm

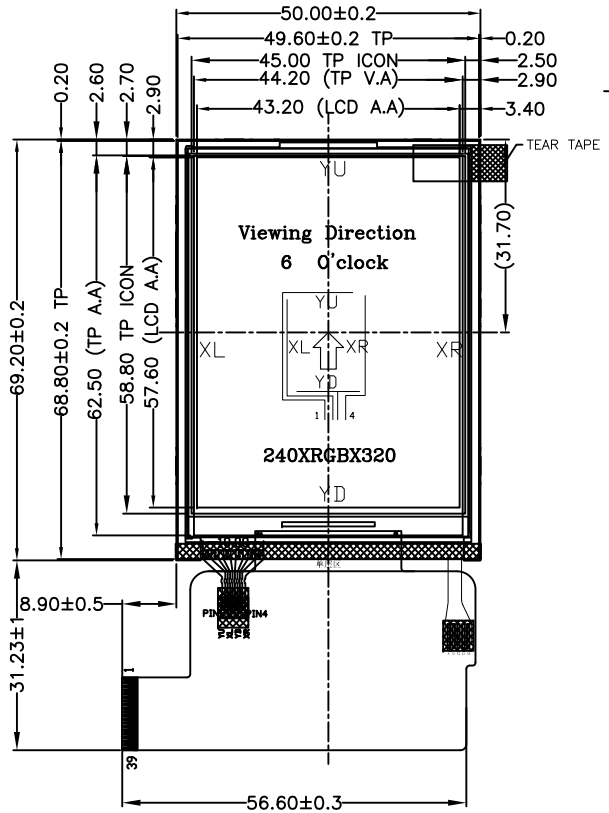



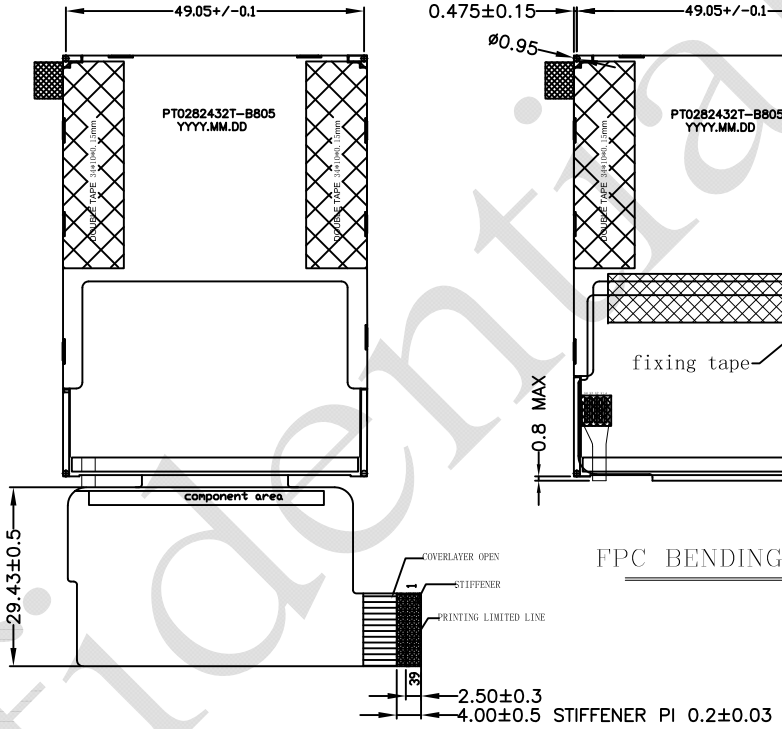

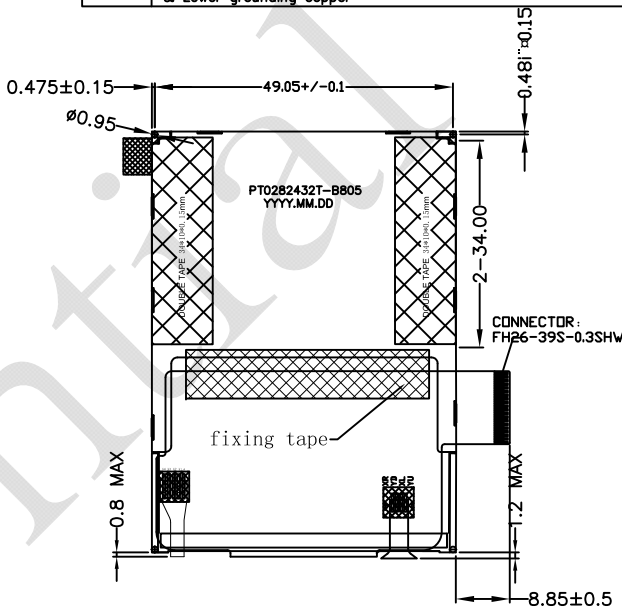

FPC BENDING DIAGRAM

NO.	SYMBOL
1	VDD
2	VDDI
3	RESET
4	CS
5	RS
6	WR
7	RD
8	GND
9	NC
10	NC
11	DB0
12	DB1
13	DB2
14	DB3
15	DB4
16	DB5
17	DB6
18	DB7
19	DB8
20	DB9
21	DB10
22	DB11
23	DB12
24	DB13
25	DB14
26	DB15
27	DB16
28	DB17
29	LEDA
30	LEDK1
31	LEDK2
32	LEDK3
33	LEDK4
34	GND
35	XR
36	XL
37	YU
38	YD
39	NC

Specification:

1). Viewing angle: 6:0' Clock
2). Display mode: 262K TFT/Transmissive
3). Operating temp: -20C~+70C
4). Storage temp: -30C~+80C
5). LCD Driver IC:HX8347-G
6). Backlight: 4 chip White LED
7). ROHS Request

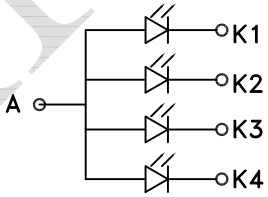

LED Source(CIRCUIT DIAGRAM)

CUSTOMER APPROVAL

Palm Technology Co., Ltd.	MODEL	DWG NO	VER	PAGE	APPROVAL	CHECK	DRAWING
	PT0282432T-B805-R		B	1/1			INSCHING

Confidential