

Ivent Solutions Market Trend Update April 2020

Ivent will re-open 6th April 2020 to support Essential Businesses

COVID-19 Electronic Component Supply Chain Effect

Electronic Components Industry Association (ECIA) chief analyst Dale Ford has released the latest results of a member survey completed recently with regard to the impact of Coronavirus COVID-19 on the electronic component supply chain.

The general feedback was to expect the impact of the crisis to be **moderate**. This most recent survey was conducted between Monday, March 2nd and Friday, March 6th. To this point, it appears that the largest number of companies with high visibility on the supply chain expect the impact of the crisis to be moderate and the disruption to last until somewhere between the end of April and the end of May. However, it appears that lead times are expected to increase on average between 2 to 3 weeks for electronic components in general. "Reports are indicating that factories in China are returning to normal levels and workers are returning. Unfortunately, the spread of the virus has triggered panic on many levels around the world and this has exacerbated the crisis," Ford explained.

Last week, ECIA recorded a webinar about the survey and other data related to the electronic components supply chain. In it, Ford discusses current semiconductor forecasts. "Semiconductors can act as a proxy for the wider components industry," he explained. "Up until the end of January, forecasts were encouraging, and it looked like the industry would enter a growth phase in early 2020 and mark the start of a new cycle in the industry. Concerns over the virus have sucked all the life out of the room regarding those predictions. The high degree of uncertainty in markets from Wall Street to Main Street make it difficult to predict the future of the electronic components in the near-term. At this point, possible outcomes range widely. Optimistically, there is hope for a snapback in the second half of the year if the virus can be brought under control in the first half. In a more painful scenario, a multi-year decline could result if the global economy is damaged severely by a long-lasting global pandemic that continues through 2020," he concluded.


Interactive Dashboard For COVID-19 Infection

<https://gisanddata.maps.arcgis.com/apps/opsdashboard/index.html#/bda7594740fd40299423467b48e9ecf6>

Ivent will be re-opening warehouse operations on Tuesday, 6th April 2020. Opening hours will be from 8am-4pm, Monday through to Friday. This will include both inwards and outwards functions. Only warehouse staff are authorised to be on site at Ivent. Please note that walk-in customers are not permitted. Ivent will support customers that are classified as essential businesses producing products considered essential. Please contact us for specific supply arrangements.

Freight Cost Increases

Freight companies are under immense pressure at present. This is due to the reduced frequency of passenger jet services being the primary driver. There is more capacity on dedicated freight aircraft, however these operate infrequently and are having to be re-deployed from other markets. This is resulting in increases in base freight rates and the addition of surcharges by most of the major freight forwarder and international courier companies. Ivent is working to minimize any cost increases to customers, but this may be unavoidable in the future. Coupled to this is the weakness of the NZD against our major trading currencies. As always, good for exporters but a challenge for importers!





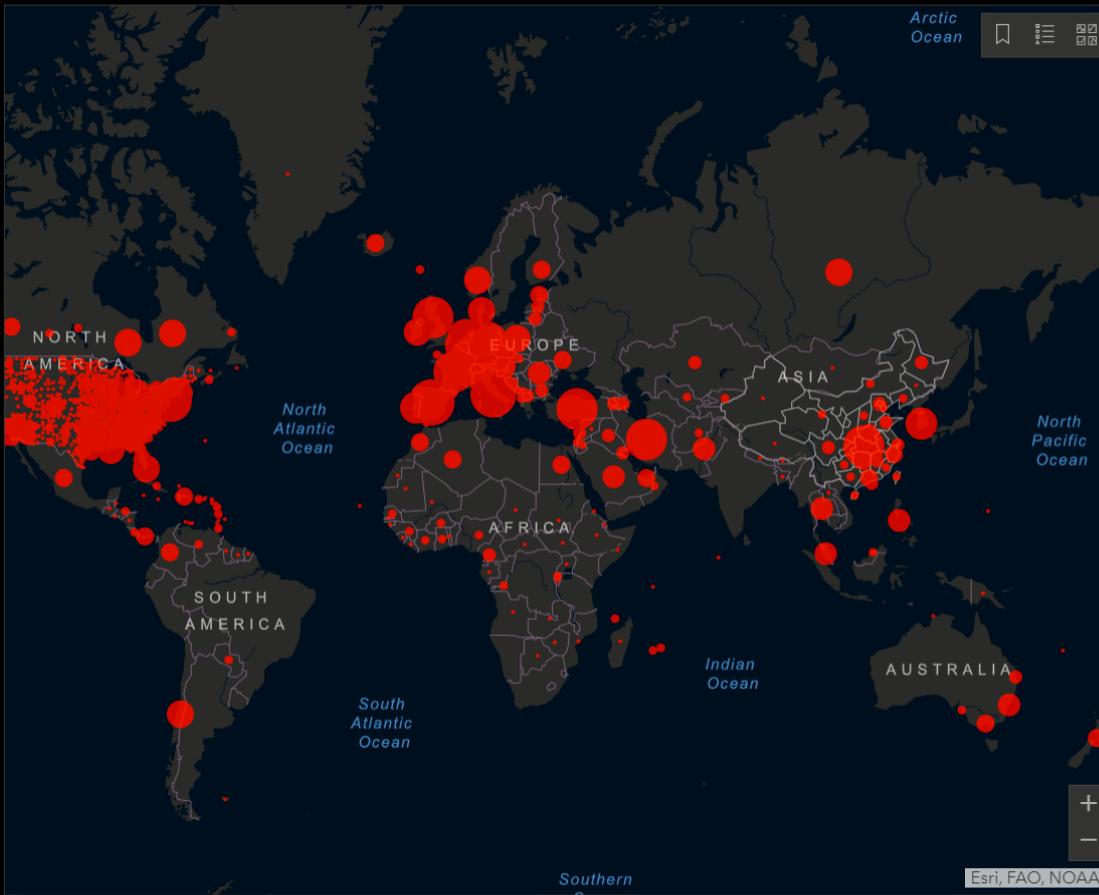
Total Confirmed
1,263,976

Confirmed Cases by
Country/Region/Sovereignty

- 331,234** US
- 130,854** Spain
- 128,948** Italy
- 100,024** Germany
- 93,755** France
- 82,602** China
- 58,226** Iran
- 48,436** United Kingdom
- 27,069** Turkey
- 21,100** Switzerland
- 19,691** Belgium
- 17,953** Netherlands
- 14,426** Canada
- 12,051** Austria
- 11,278** Portugal
- 11,130** Brazil
- 10,237** Korea, South

Admin0 Admin1 Admin2

Last Updated at (M/D/YYYY)
4/6/2020, 7:41:39 AM



Cumulative Confirmed Cases Active Cases

183
countries/regions

Lancet Inf Dis Article: [Here](#), Mobile Version: [Here](#). Visualization: [JHU CSSE](#). Automation Support: [Esri Living Atlas team](#) and [JHU APL](#). [Contact US](#). [FAQ](#).
 Data sources: [WHO](#), [CDC](#), [ECDC](#), [NHC](#), [DXY](#), [1point3acres](#), [Worldometers.info](#), [BNO](#), state and national government health departments, and local media reports. Read more in [this blog](#).
 Downloadable database: [GitHub](#): [Here](#). Feature layer: [Here](#).

Total Deaths
69,082

15,887 deaths
Italy

12,518 deaths
Spain

8,078 deaths
France

4,934 deaths
United Kingdom

3,603 deaths
Iran

3,210 deaths
Hubei China

2,256 deaths
New York City **New York** US

1,766 deaths
Netherlands

1,576 deaths
Germany

Total Recovered
259,384

77,207 recovered
China

38,080 recovered
Spain

28,700 recovered
Germany

21,815 recovered
Italy

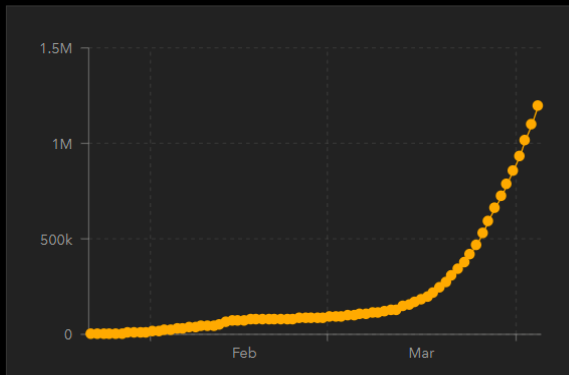
19,736 recovered
Iran

16,826 recovered
US

15,597 recovered
France

6,463 recovered
Korea, South

6,415 recovered
Switzerland



Confirmed Logarithmic Daily Increase



Ivent Solutions Market Trend Update

April 2020

NZD versus AUD - AU\$0.980 vs NZ\$1.00 ↑



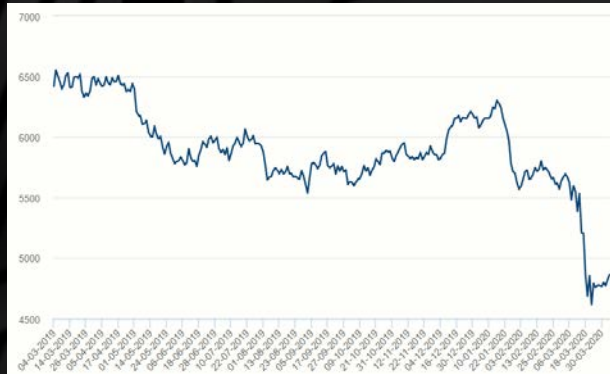
NZD versus USD - US\$0.585 vs NZ\$1.00 ↓



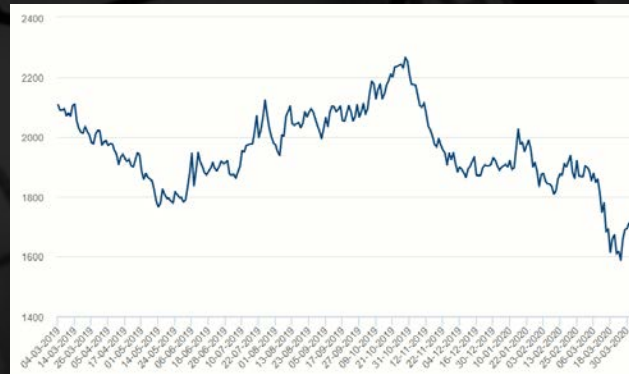
NZD versus EUR - EU\$0.545 vs. NZ\$1.00 ↓



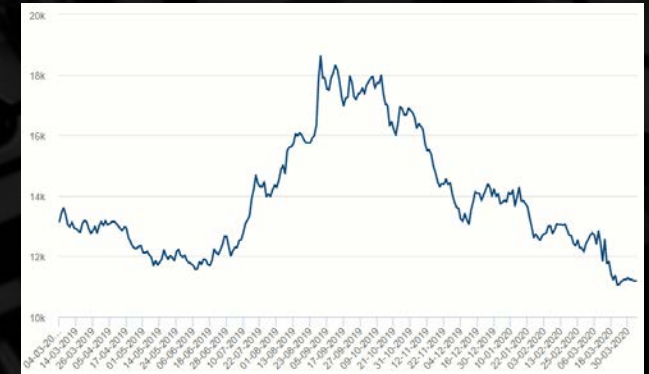
Copper - USD4900 / tonne ↓



Lead - USD1700 / tonne ↓



Nickel - USD11200 / tonne ↓



CORONAVIRUS

